

himolla



GB



**INSTRUCTION MANUAL**

# CONTENTS

## 1. General safety remarks

- 1.1 Intended purpose Page 4
- 1.2 Dangers inherent in using your upholstered furniture Page 4
- 1.3 Obligations of the user Page 5
- 1.4 Symbols and notices on upholstered furniture or its packaging Page 5

## 2. Product description

- 2.1 Frame / Upholstery / Cover Page 6
- 2.2 Operating and display elements Page 6
- 2.3 Technical data from Page 7

## 3. Transport and setting up

- 3.1 Transporting your himolla upholstered furniture Page 9
- 3.2 Unpacking your himolla upholstered furniture Page 10
- 3.3 Setting up your himolla upholstered furniture Page 10

## 4. General remarks on use of your upholstered furniture

- 4.1 Frame Page 11
- 4.2 Upholstery and cover from Page 12
- 4.3 Functions from Page 15

## 5. Material information

- 5.1 Quality of cover materials Page 17
- 5.2 Furnishing fabrics from Page 18
- 5.3 Furnishing leathers from Page 20
- 5.4 Wood Page 22
- 5.5 Granite Page 23
- 5.6 Glass Page 23
- 5.7 Metal Page 24

## 6. himolla guarantees

- 6.1 The himolla 5-year guarantee for upholstered furniture from Page 25
- 6.2 The himolla 5-year guarantee for fabrics from Page 27
- 6.3 The himolla 5-year guarantee for leather from Page 28

## 7. The himolla guarantee fabrics

Page 29

## 8. Remedying faults

- 8.1 Upholstered furniture with manual adjustment Page 30
- 8.2 Upholstered furniture with electrical adjustment Page 30
- 8.3 Upholstered furniture with massage functions Page 30

## 9. Repairs

- 9.1 Advice in case of complaints Page 31

## 10. Disposal

Page 31

**Note:** The himolla-specific numbers and designations are located on the inside cover of this instruction manual. Please also note the information on page 2 in this context.

# 1. General safety remarks

## 1.1 Intended purpose

We produce furniture for areas used for general living. Please ensure that your upholstered furniture is only set up and used in general living areas. Our furniture is not suitable for use outdoors or in wet conditions.

This instruction manual was drawn up by the manufacturer and forms part of the product. The information it contains is intended for buyers or product users. Please read through the instruction manual carefully before using the furniture. Careful use guarantees safety for users and for the product, extends the service life and maximizes the value of the product. The manufacturer is not liable for damage caused as a result of failure to observe the instruction manual or of making unauthorized modifications to the product.

### **Improper use**

The user alone bears responsibility for damage incurred as a result of using the product for any other than its intended purpose and of failing to observe the provided instruction manual; The manufacturer cannot be held liable.

### **Conversion or modification**

Any safety-relevant modification to your upholstered furniture carried out under the instructions of the user is not permitted.

**Note:** The electromagnetic behaviour of the upholstered furniture can be compromised as a result of additions or intervention by the user.

### **Spare and wearing parts**

The use of spare and wearing parts from third-party manufacturers can result in hazards. Only original parts or parts authorized by the manufacturer may be used. The manufacturer is unable to accept any liability for damage arising from the use of spare or wearing parts not authorized by the manufacturer.

### **Technical modifications**

himolla works continuously to further develop its models and the technologies used. For this reason, we reserve the right to make changes on the basis of technological development without prior notice. As a result, changes in the type of equipment and technical features may occur at any time. We regret any inconvenience caused as a result.

## 1.2 Dangers inherent in using your upholstered furniture

The safe use and troublefree operation of this item of upholstered furniture can only be guaranteed with a clear understanding and observance of the safety and user information provided in these instructions.

**Important!** Read through this instruction manual in detail and keep it in a safe place should you need to refer to it later.

**Note:** All himolla upholstered furniture with electrical equipment complies with the valid European Directives (see declaration of conformity on page 1).

### 1.3 Obligations of the user

The user is obliged to ensure that there are no third parties, limbs, animals or other objects located in the area affected by the function (danger area) of the upholstered furniture. The user must have also fully read through and understood this instruction manual.



### 1.4 Symbols and notices on upholstered furniture or its packaging

Observe any warning and safety notices which may have been attached to the upholstered furniture as well as any markings relating to transport safeguards or instructions for installation.



## 2. Product description

### 2.1 Frame / Upholstery / Cover

#### **1. Bearing parts**

To guarantee long-lasting quality, bearing parts of himolla upholstered furniture are made of solid wood or metal.

#### **2. Structural styling**

To allow us to guarantee, subject to correct usage, the high standard of workmanship and the structural durability of your upholstered furniture, we use materials such as polystyrene and duromer foam for structural styling components (such as side elements and backrests).

#### **3. Sub-springing**

himolla upholstered furniture offers top quality, durable and consistent sitting comfort. This is assured by the use of zig-zag springs for sub-springing.

#### **4. Seat, backrest foam**

For most seat and backrest areas, superelastic moulding foam produced in-house is used. To achieve a consistent standard of quality, continuous testing is performed in our own in-house laboratory.

#### **5. Cover material**

Only high-quality tested fabrics or leathers are used as cover materials.

**Note:** For many of the function models, a metal frame construction is used instead of wood. The hardware technology enables wide-ranging scope for different functions. All the hardware fittings used are corrosion resistant, protected with a lacquer coat, and fulfil the durability requirements of RAL GZ 430.

### 2.2 Operating and display elements

A detailed description of operating and display elements can be downloaded from our website using the following link ([www.himolla.de/funktionsbeschreibung](http://www.himolla.de/funktionsbeschreibung)).

#### **Controller with night-time design in the following product groups:**

Cumulus-Vario10, Cumulux, Varioflex, CumulyFlex, Easy Swing 1, Senator and Massage.

The keypad is fitted with all-over energy-saving lighting. Pressing any key lights up the entire keypad surface for around 1 minute. For those with poor vision, illumination helps improve recognition of the operating symbols.

#### **Note:**

A slight buzzing noise and/or heat generation in the controller are caused by the lighting and are a normal occurrence.

#### **Note:**

Your controller contains highly sensitive electronic components. You should therefore be particularly careful not to drop it on the floor.

#### **Cleaning instructions:**

The keypad surface can be cleaned using a slightly dampened cloth. Do not use chemical cleaning agents.

## 2.3 Technical data

The power supply is provided via an external ring core transformer with an integrated automatic overheating protection (exception: the transformer is integrated in massage recliners) and/or fitted energy-saving switching power supply units.

**Note:** The motors are not designed for continuous use. Please therefore observe the following "rule of thumb" when using:  
ON time ~ 20%

### **Power supply:**

	<b>Systems with ring core transformer</b>	<b>Systems with switching power supply units</b>
Mains voltage (in volts)	110V / 230V / 240V AC	100 – 240V AC
Mains frequency (in Hertz)	50 – 60 Hz	50 – 60 Hz
Operating voltage (in volts)	max. 29 V DC	max. 29.4 V AC
Power consumption in idle status (in Watts)	< 3500 mW	< 500 mW

Three different battery systems are used at himolla:

### **Fitted lithium ion storage battery – in the following models:**

#### **Easy Swing, Cosyform individual etc.**

Battery design	Lithium-ion storage battery (li-ion)
Capacity	1.3 Ah
Output voltage	29.4 V DC
Temperature range	0°C – +40°C
Charge time	appr. 3-12 hours (depending on charge status)

**Note:** The batteries used emit an acoustic warning when the residual charge is too low. The signal only sounds during operation. If you hear this warning tone, please plug the recliner immediately into the charger. While charging, the recliner is operational and can be used.

### **Fitted lead gel batteries – in the following models: Cumulus Vario10, Cumuly etc.**

Battery design	2 x lead acid batteries NP7-12
Capacity	7 Ah
Output voltage	24 V DC
Temperature range	0°C – +40°C
Charge time	~ 16 hours

**Note:** To extend the life of the batteries, we recommend charging your recliner once a week.

### **External lithium ion exchangeable batteries – in the following models: Easy Swing 1, Cosyform 2.0 etc.**

Battery design	Lithium-ion storage battery (li-ion)
Capacity	2000 mAh
Output voltage	33.6 V DC
Temperature range	0°C – +60°C
Charge time	~ 7 hours

**Note:** The batteries used emit an acoustic warning when the residual charge is too low. The signal only sounds during operation. If you hear this warning tone, please plug the battery immediately into the charger. While charging, the recliner is operational and can be used. The batteries also feature an enquiry button which shows the charge status using 4 LEDs. The batteries also have a sleep mode function with an ON and OFF button. (For more information, refer to the relevant functional description at [www.himolla.de/functional description](http://www.himolla.de/functional-description).)

## SAFETY INSTRUCTIONS

- Only suitable for use in internal rooms.
- The batteries may only be charged using the supplied original himolla charger.
- Keep the charger and where applicable the battery away from rain and moisture. Penetration of rain into a charger increases the risk of electric shocks.
- Check the charger, cable and plug before each use. Should you notice any damage to the charger, the external cable or the battery pack, the device must no longer be used.
- Do not open the charger or battery pack yourself. Only have repairs carried out or parts exchanged by qualified specialist personnel using original spares.
- Never operate the charger on easily flammable surfaces (e.g. paper, textiles etc.) or in an easily combustible environment. The heat generated during operation of the charger gives rise to a risk of fire.
- Please ensure that small children do not play with the charger or the battery pack. Always supervise children or persons with physical, sensory or mental disabilities which may prevent them from understanding how to handle the battery unit correctly or appreciating the possible risks.

### **Note! Heart pacemaker users:**

The low-volt electric motors we use are manufactured in accordance with the valid standards and VDE regulations. This also applies to the electronic drive system and the signalling method used. Despite this, users of pacemakers are advised to consult their doctor or the supplier of their pacemaker to ascertain whether the pacemaker is sensitive to interference and which precautions should be taken to avoid interference.

### **Warning:**

In the case of electrically operated upholstered furniture from the Cosyform 2.0, Easy Swing, Cumuly and CumulyFlex ranges, the hand-held controller features a magnet as standard which allows the controller adhere to a metal plate integrated for the purpose in the armrest.

Never allow this controller in the vicinity of a pacemaker or other implant.

### **Notice about systems with storage battery:**

Please charge the recliner battery fully before first use.

### **Disposal:**


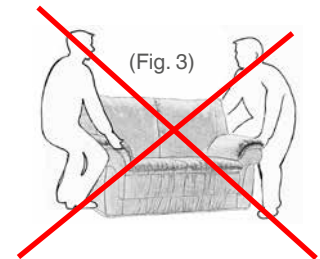
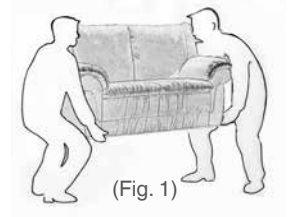
In accordance with the EU Directive on the Disposal of Waste Electrical and Electronic Equipment, chargers and storage batteries which are no longer serviceable must be separately collected and sent for environmentally responsible recycling.

## 3. Transport and setting up

### 3.1 Transporting your himolla upholstered furniture

When transporting the upholstered furniture to its final installation site, please note the following instructions:

- Only transport your upholstered furniture in the proper original packaging.
- Upholstered furniture should only be transported by two or more persons (Fig. 1).
- Use the handles on the transport box for transportation (Fig. 2).
- Never lift the upholstered furniture at the side elements or headrest or footrest section (Fig. 3).
- Do not push or pull the upholstered furniture, but lift it carefully (Fig. 4) (Exception: Upholstered furniture on casters).
- Protect the transformer and mains supply line adequately during transport against damage.





## 3.2 Unpacking your himolla upholstered furniture

### Note:

Please observe all the enclosed assembly and transport instructions!

- Do not remove the packaging until the furniture is in its final destination.
- Do not use sharp or pointed objects to open the packaging (retracting blade cutters are strictly off limits).
- Remove any transport safeguards which may be present before first use.

### Note:

The used packaging material is recyclable. Please have it taken away by the carrier, or ensure proper type-separated disposal of materials by your local recycling service.

## 3.3 Setting up your himolla upholstered furniture

When looking for a suitable position for setting up your upholstered furniture, ensure that it is placed so that it can fulfil its intended purpose, i.e.

- Ensure sufficient free space is available to allow all the different functions to be performed.
- Make sure that the upholstered furniture is protected against direct exposure to light and sunshine or against intensive exposure to heat, in order to prevent the cover material from fading.
- Allow for sufficient air circulation.
- The upholstered furniture can only be used in a normal living room climate - insufficient humidity can result in leather noise.

- Take care to ensure that the individual furniture components are correctly assembled. The furniture components are assembled at the side by means of a plug-in connection. When assembling, always lift the part with the opening pointing downwards into the relevant mating component.

When dismantling, proceed in the opposite sequence.

- The mains cable and electrical supply cables must not be damaged.
- The upholstered furniture must be evenly aligned and level, not half on and half off rugs or carpets.
- Before first use, and thereafter at regular intervals, plump up and straighten the upholstery (Fig. 1-4).



(Fig. 1)




(Fig. 2)



(Fig. 3)



(Fig. 4)



## 4. General remarks on use of your upholstered furniture

To maintain the quality and excellent seating properties of your upholstered furniture, the following points and notices must be carefully read and observed in daily use without fail!

Transport and intermediate storage on the dealer's premises can leave small traces on your sofa or armchair, for instance compressed upholstered elements or displaced seams. Plumping up and gently pulling these elements will quickly restore these to their desired shape and appearance.

### 4.1 Frame

The stability of your upholstered furniture is guaranteed by the wooden or metal frame (see Chapter 2.1), which was designed in such a way as to withstand the stress brought about by proper use (see Chapter 1.1).

#### **Note:**

The stability of your upholstered furniture will be retained and possible slackening or rupture of seams will be prevented by following the tips below:

- Do not drop down into the upholstered furniture (Fig. 1). Prevent people from jumping around on the upholstered furniture (Fig. 2).
- Do not sit on backrests, armrests, footrests or other functioning parts (Fig. 1).
- Do not push or pull the upholstered furniture across the floor (Fig. 3); to relocate it, ideally use two people lifting it from below, not by the armrests.

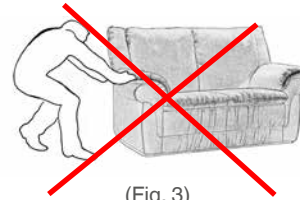
- When setting up, transporting or relocating the upholstered furniture, ensure that the one-sided pressure is not applied to legs or casters and that they are placed straight, as otherwise they could bend or break off. (Fig. 4).
- When adjusting, do not pull or push the upholstered furniture by taking hold of moving parts (e.g. extended footrest or functional parts).



(Fig. 1)



(Fig. 2)



(Fig. 3)



(Fig. 4)

## 4.2 Upholstery and cover

himolla upholstered furniture combines classical upholstery techniques with modern materials. The sub-springing and sprung interior, for instance, are made using high-quality tempered steel. Our superelastic foam, which is used in most himolla upholstered furniture, creates seating comfort and makes for an optimum sitting climate.

### **Note:**

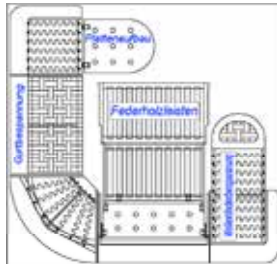
To ensure you go on enjoying your upholstered furniture for many years to come, please observe the following points:

- Your new upholstered furniture is upholstered by us to create our preferred casual, informal furnishing style. The cover is not closely linked all over to the padding. This style of upholstery provides a "lived-in" appearance, meaning that the cover does not stretch smoothly over the upholstered furniture. A visually creased-type effect of the surface on the seat, backrest, armrests and body of the furniture does not constitute a quality defect, but is a deliberate effect and a typical characteristic designed to help maximize sitting comfort. In order to minimize the unavoidable creation of folds which occurs with use, the covers on the seat and backrest cushions should be smoothed towards the outside, plumped up or straightened; this prevents excessive unwanted crease formation.
- Some items of our furniture collection feature high-grade cushions with ticking chambers for the seat, backrest and/or headrest. Here, the filling is held within the individual ticking chambers inside the cushion to prevent it migrating. Depending on the type and thickness of the cover material, an impression of both the chambers and the filling may be visible. To prevent compression of the filling material, shake or plump up the seat and backrest cushions after use in the same way as you would a pillow. If, as is the case in some models, the cushions are permanently fixed to the sofa body, regular

plumping up and smoothing is essential to maintain their special softness, elasticity and suppleness.

- Depending on the length and intensity of use, the seat hardness will change. This is a normal process as the upholstery adapts to the body. To maintain even seat hardness levels, active sitting is recommended, i.e. regularly rotating the use of all seat surfaces. Otherwise, uneven crease and dip formation can result ("favourite seat" phenomenon). The larger the surface area of individual upholstered elements or divisions, the greater the tendency for crease / dip formation. This crease / dip formation is exacerbated by the fact that covers stretch differently under the influence of body heat / body fluid and the weight of the user.
- Deviations in measurement from the product seen in the furniture store are possible depending on the model, upholstery and cover type. Due to wide-ranging different combination possibilities, added dimensions can also deviate somewhat.
- With certain models, the design requires gathers in the upholstery. These can turn out differently in different model types. Gathering creates a deliberate crease formation on the seat, backrest or side element. This can also change with use.
- Armrests: Please never sit on the armrest, as this is only designed to bear leaning weight. If used incorrectly, the upholstery can warp or pucker, the filling can become displaced and if placed under extreme strain, seams can tear. The maximum load which armrests are designed to resist is 30 kg.

- **Backrest:** The backrest is not suitable under any circumstances to be used as a seat, as the backrest upholstery is not designed to withstand this degree of vertical pressure.
- **Leg rest:** Please never sit on the Leg rest, as it is not designed for this purpose. If used incorrectly, the hardware components can bend or even break. This will result in functional failure. The maximum load capacity of the Leg rest design is set at 20 kg.
- **Spot loads:** Avoid excessive spot loading, for instance never stand or kneel on the seat surfaces.
- **Seat hardness differences:** The sink-in depth of individual elements of a seating group can differ. For design reasons, it is often not possible to install the same sub-springing for each element used. Elements with reclining function, add-on footstools, end elements with different basic geometric shapes. Consequently, it is not possible to avoid creating the impression of different seat hardnesses, although the upholstery is the same or the selected seat hardness has been used.



When assembling elements which deviate from the variants seen in the furniture showroom, individual elements may have a slightly different appearance in the frontal area for technical reasons (e.g. variants with functional features/no floor clearance, variants without functional features/floor clearance).

- During the first few weeks, all materials give off their own "new smell" / intrinsic odour. This is not harmful and is reduced to a minimum after just a short period of use!
- Because of the way they are manufactured, velour, microvelour and chenille upholstery fabrics are sensitive to pressure and can take on a shot effect as a result of wear (optical changes in degree of gloss and shade of colour which occur depending on the incidence of light). Visible impressions left by the body weight are known as seat shine. Seat shine and shot effects are brought about by the effects of body weight, bodily heat and moisture. These are fabric and material-related phenomena and consequently do not form grounds for complaint, but are a characteristic property typical of the material used.
- When using flat woven fabrics a certain pilling effect (formation of small knots) is possible which is often influenced by external fibres (clothing).
- An additional stain protection is not necessary with himolla covers. In particular in the case of flock/microvelour, a subsequently applied finish can permanently change the fabric. In such cases, any warranty entitlement and all warranty claims will be null and void.
- Never use solvents or customary available microfibre cloths for cleaning under any circumstances. Certain solvents (such as acetone or alcohol) can attack the surface.

- In the case of light coloured cover materials, colour transfer can occur when wearing non colourfast textiles. This is particularly common with black or blue denim jeans. Consequently, new denim jeans which have not been frequently washed should not be worn when sitting on light coloured covers. Special care should be taken with damp denim and other non colourfast textiles.

- When placing subsequent orders with the same cover to match existing upholstered furniture, colour, structural and handle differences are unavoidable. These differences do not form grounds for a complaint.

- For special information relating to your chosen cover, please refer to the section on guarantee fabrics in Chapter 7 of this instruction manual.

- Any staining or damage caused by food and drink, for instance acidic fluids (juices) or sticky sweets, body fluids, cosmetics, tobacco smoke or medicines are excluded from coverage under the terms of the guarantee.

- If your upholstered furniture has a leather cover, additional dividing seams may be necessary in the seat or backrest area compared to the fabric versions (Fig. 1-4).



Fig. 1  
Example: Fabric version  
Rear view



Fig. 2  
Example: Leather version  
Rear view

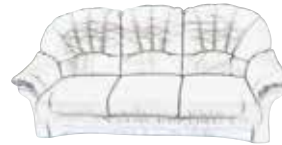


Fig. 3  
Example: Fabric version  
Front view



Fig. 4  
Example: Leather version  
Front view

## 4.3 Functions

Furnishing landscapes or sofas with bed function, adjustable backrests or armrests and Cumulous recliners, with or without electrical versions, require fittings with adjusting mechanisms suitable for frequent movement. To ensure that this technology works reliably on a continuous basis, careful handling is essential.

### **Please note:**

- When operating functional furniture, manipulate extending or hinging parts ideally in the middle using both hands in order to prevent skewing. This makes for easier extension and retraction and prevents fittings from becoming warped or damaged by one-sided action.
- Never use hinging or electrically extending footrests, for example in recliners, or adjustable hinging armrests or headrests as a seat. (Fig. 1)
- Do not reach into gaps or intermediate spaces in the upholstered furniture or touch moving metal parts. (Fig. 2)
- Do not allow children to initiate functions without supervision or to play with upholstered furniture. (Fig. 3)
- All functions may only be operated when you are sitting correctly in the upholstered furniture.
- Before getting up from your upholstered furniture, return all functions to their home position (exception: Rise function).
- Many of our items of functional furniture have manually adjustable headrests. A slight pressure to the front or back will adjust the angle of incline. After use, please return the headrest to the extended position to ensure that no compression can form in the foam and that no impressions are left in the cover.
- Always pull out the mains plug before wet cleaning your upholstered furniture or the floor below (footprint). Please note the instructions on care and maintenance in Chapter 5 of this instruction manual.
- Remember that functioning parts require a certain amount of clear space. Depending on the cover type and thickness, gaps may be created for technical reasons.
- In particular in the case of functional furniture, after execution of relevant movement, the upholstery cover will require smoothing or straightening to ensure that seams match.
- As a result of the function, creases and folds cannot be avoided in use, for instance creases caused by moving headrests.
- Please note that the reclining function of our transformable sofas is not intended as a permanent bed replacement.
- With all functions (e.g. TV recliners, sofa beds, functional suites and furnishing landscapes), the use of rotating and riveted joints or torsion springs can give rise to functionally related noises. Running noises are material related and cannot be avoided in any kind of drive system (e.g. electric motors).

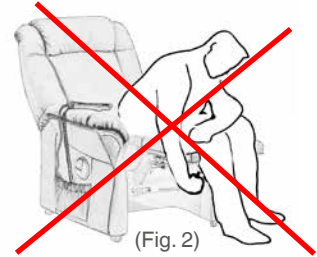
- When using a functional feature of your upholstered furniture, abraded metal particles can accumulate under the furniture. It is currently not technically possible to produce fully abrasion-free fittings. Fittings with rotary riveted joints produce abraded particles for unavoidable functional reasons.

**Recommendation:**

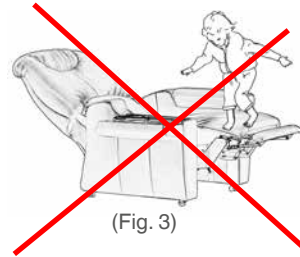
Please regularly remove abraded particles, depending on the floor covering either by vacuuming or wiping, or alternatively place an easy-clean underlay underneath armchairs or elements which are open to the floor. As a functional item of furniture is exposed to regular movement sequences, the joints of the fittings should be occasionally checked and cleaned. Do this by wiping over the rivet points with an old duster or a moistened cloth. However, before doing so ensure that the electrical drive of the armchair has been disconnected from the mains and that there is nobody sitting in the chair who could initiate the function.



(Fig. 1)



(Fig. 2)



(Fig. 3)

## 5. Material information

### 5.1 Quality of cover materials

You have chosen a very high-quality cover material. himolla implements a policy of adherence to the quality guidelines of the Deutsche Gütegemeinschaft Möbel e.V. Backed by this seal of quality, the material characteristics of your upholstery cover are guaranteed to give you lasting pleasure over many years.

Regular cleaning and care of the cover is essential to maintaining the optimum condition of your upholstered furniture, as the cover material is generally the component of your upholstered furniture exposed to the greatest wear and tear. Sunlight, mechanical stress and other environmental factors make stringent demands on the quality of the cover materials.

himolla cover materials are produced by the respective suppliers in compliance with stringent quality standards and tested in accordance with the guidelines of the Deutsche Gütegemeinschaft Möbel e.V. Before the cover materials can be included in the himolla collection, they are subjected to strict quality controls in the himolla test lab.

himolla upholstery fabrics are characterized by their optimum care and serviceability characteristics as well as a high degree of durability. State-of-the-art computer-controlled cutting systems guarantee an extremely accurate fit of your furniture upholstery cover.

himolla leather qualities are approved by himolla representatives before they are dispatched by the supplier in order to guarantee the quality of the individual leather hides used. This careful selection of materials and the hand crafted cutting of leather hides ensures the production of a top-quality leather cover whose characteristic natural and structural features make it unique.





## 5.2 Furnishing fabrics

We offer a wide selection of different upholstery fabrics. All furnishing fabrics are manufactured using state-of-the-art techniques and technologies.

Depending on which furnishing fabric you have chosen, you will be dealing with wide-ranging different material characteristics. You should have been informed during the sales and advisory meeting in your furniture store about which aspects you need to look out for. If you have chosen in favour of a guarantee fabric, you will find the relevant material characteristics explained again under the heading "Guarantee covers".

### Cleaning and care of fabrics

Regular maintenance will prolong the life of your upholstered furniture. Depending on the intensity of use, regular brushing using a soft natural bristled brush or vacuuming with the upholstery nozzle of your vacuum cleaner are recommended.

In case of liquid spillages on the upholstery, it is important to lose no time in mopping up any surplus fluid with an absorbent cloth. Never rub the area, as this will only force the dirt deeper into the fabric. The stain can then be removed using boiled lukewarm water, neutral soap and a clean soft sponge. Only ever use lukewarm water. Please never use microfibre cloths or microfibre sponges.

When using chemical cleaning agents such as acetone, alcohol, acid or cleaning benzene, there is a risk of affecting the fabric colour.

### **Note:**

Microfibrés/microvelour must not come into contact with any solvents or acids, as these can destroy the fabric. When removing sticky deposits (e.g. left by confectionery), first soften the affected area by dampening and carefully remove the sticky material. Attempting to detach this type of material when dry can cause fibres to become detached.

Always clean the entire surface area: In particular in the case of upholstered furniture which has been used over long periods, upholstery covers tend to grow darker over time. If you now clean intensively in just one spot, this may remain visible as a lighter area. For this reason, it is advisable to clean the whole of the affected area (seat, back and armrests) from seam to seam, or over the whole area starting from the outside and working inwards.

Leave to dry thoroughly: After cleaning with water and natural soap, it is important to leave the suite plenty of time to dry out completely. Normal room temperature is ideal for this. If the suite is used when still damp, it can easily develop seat shine! Take care when drying with hot air (hair dryer, hot air fan): Synthetic materials are sensitive to heat.

### **Note:**

Light-coloured fabric covers can become discoloured by dye rubbing off non-colourfast textiles such as dark jeans fabric. If dye rubs off denim jeans onto the upholstery fabric even after several washes, this is evidently due to a fault in the clothing fabric and is in no way due to the quality of the upholstery cover.

**Note:**

The following applies to all cleaning processes: Please only use the furniture again once the cover has completely dried. When dealing with stubborn stains, the cleaning process should be repeated more frequently.

**Note:**

Ensure that no hot water bottles, electric blankets or similar are allowed to make direct contact with the upholstery fabric. Heat in conjunction with pressure will cause the surface of the fabric to be permanently damaged.

**Note:**

If you use a hair-dryer to dry after cleaning, ensure that the cover is not exposed to high levels of heat and that no contact takes place between the hot hair-dryer and the cover (safety distance). Please never use an iron.

**Note:**

Caution when steam cleaning.  
Steam cleaners offered – particular through TV advertising – for cleaning upholstered furniture should not be used under any circumstances, as they generate such high temperatures that there is a danger of synthetic materials reaching melting point. This can result in symptoms such as seat shine.

**Note:**

Electrostatic charging:  
Should the fabric ever demonstrate signs of electrostatic build-up, wipe down the fabric with a damp cloth and increase the humidity in the room.

**Note:**

himolla recommends cleaning and care products from the company

UNITERS GmbH  
Wilhelm-Leonhard Strasse 4  
D-77694 Kehl  
Tel.: +49 (0) 151-57975335  
e-mail: [service\(at\)unitersgmbh.com](mailto:service(at)unitersgmbh.com)

## 5.3 Furnishing leathers

### Leather – the ultimate natural material with a unique radiance

Leather is a piece of living nature. It breathes, is hardwearing and skin compatible and also, because of its finish, very easy to maintain. Longlife from himolla leather complies with the "Healthy Living" requirements set out by the Deutsche Gütegemeinschaft Möbel e.V. The relevant finish makes this leather hardwearing and resistant. Normally occurring household soiling can easily be removed if correctly cleaned.

By opting for leather, you have chosen a matchless living cover material! Every skin demonstrates individual natural characteristic features, structures and colours. Small scars, individual insect bites or small rough patches do not constitute a defect, but are indicative of the natural and authentic character of the leather.

Leather is a natural product. Please note that it is practically impossible to avoid differences in the colour of the supplied upholstered furniture from the sample collections and exhibited models. As is the case with every skin, it is normal for cow hide to feature different degrees of graining and different signs of life within one and the same surface area. This does not constitute a defect but a natural and growth characteristic and is consequently a feature typical of this genuine natural product.

Some of the characteristic features you may find in your leather upholstered furniture are listed below:



Pitchfork damage



Brands



Fat wrinkles



Curry comb scratches



Insect bites



Goad marks



Different graining



Shiny patches



Colour differences

## Cleaning and care of leather

Leather is a wonderful natural and durable material which is long lasting. Over time, body oils, perspiration, skin excrement, tobacco smoke, acids, hair gel, bacteria and other types of dirt penetrate into the leather if it is not cleaned. This type of contamination can damage and destroy the leather. Liquid soiling should be dabbed off immediately with an absorbent cloth, then we recommend immediate cleaning as illustrated.

We therefore recommend dusting the sofa as often as the rest of the room (ideally: once a week). Then wipe it down with a damp cloth. Important: Only use distilled or boiled water. Carry out a full cleaning process at least once every six months, or for very frequently used upholstered furniture every 3 – 4 months.

### **Note:**

Light coloured leathers do not soil more quickly than dark ones, but the accumulation of dirt is more quickly noticeable. For this reason, lighter coloured covers should be cleaned at shorter intervals, depending on their intensity of use.

Never use solvents or customary available microfibre cloths for cleaning under any circumstances. These will damage the leather.

### **Note:**

Light-coloured leather colours can become discoloured by dye rubbing off non-colourfast textiles such as dark jeans fabric. If dye rubs off denim jeans onto the upholstery fabric even after several washes, this is evidently due to a fault in the clothing fabric and is in no way due to the quality of the furnishing leather.

### **Note:**

himolla recommends cleaning and care products from the company UNITERES GmbH

## 5.4 Wood

himolla processes solid wood (e.g. used for legs), high-quality decorative wood made of glued beech (e.g. for the Zerostress frames) and veneered panels made of wood-based materials (e.g. in the table tops). As wood is a natural product, colour and graining differences cannot be excluded and consequently do not form grounds for complaint! It is precisely the existence of irregularities in graining, surface properties and colour which distinguishes the genuine nature and elegance of the woods used in our furniture.

Wood is a natural material which goes on "living" even when in its processed state, and therefore reacts to changes of room climate. If the room air is very humid over a long period, the wood will absorb the moisture and expand. If the air is too dry, particularly in winter when heating the house, moisture will be drawn out of the wood. This will cause it to shrink. This reaction is natural and must be expected to occur.

However, if the correct room climate is maintained, this phenomenon can be largely avoided. The correct room climate is an air temperature of between 20 and 22°C at a relative humidity of around 50 to 60%.

In sunlight, wood tends to undergo certain changes, for instance by growing darker in colour (light coloured woods) or bleaching (darker coloured woods).

### **Note:**

We reserve the right to supply slight colour deviations, as wood absorbs stains differently during the staining process. Particularly when oak stains are chosen for use on beech wood or when trying to match furniture items bought subsequently, the stains can deviate from the original samples.

### **Cleaning and care of wood**

The lacquered surfaces should ideally be cleaned using a moistened window leather or a hand damp soft woollen cloth. Do not use household detergents or cleaning agents containing solvents! Protect lacquered surfaces from hot objects by using a suitable underlay.

Fluids must be removed immediately from the surface, as they can leave stains on the lacquered surface. Also take care to avoid damage to the lacquered surfaces caused by sharp-edged objects!

### **Note:**

Never attempt to sit or otherwise place your weight on table-top surfaces!

## 5.5 Granite

himolla uses granite for its table tops and other items. The high density of granite permits these table tops to be intensively polished to produce a serviceable and hardwearing surface. This eliminates the need for any subsequent artificial coating to be applied to the granite panels. As the density and hardness of granite make it more difficult to process than other stone types, a high degree of manual crafting is required in the processing of granite despite the use of modern technology. Granite is a natural product which features differing structures.

### Cleaning and care of granite

The best way to clean granite is using a damp cloth or window leather. Even though the surface of granite is insensitive, always remove any spilt fluid, in particular alcohol rings left by glasses, without delay. Granite is sensitive to acid and must consequently not be permitted to come into contact with acidic fluids. This also applies to cut fruit.

#### **Note:**

Never attempt to sit or otherwise place your weight on table-top surfaces!

## 5.6 Glass

Depending on the model, himolla uses matt or plain finish glass panels for its glass tables. The edges of the glass bevels are slightly chamfered, ground and polished. Due to refraction, the glass generally has a greenish tinge, which is more clearly evident with greater material thickness. Depending on the glass type used, different shades of colour can become

visible. Matt glass tends to have a more turquoise and plain glass a more dark green tinge.

**Note:** When manufacturing glass, minimal unevenness, air bubbles, tiny scratches or slight opacity can occur over which himolla has no control. These production-related characteristics are no longer visible from a distance of one to one and a half metres and under normal living room lighting conditions, and consequently do not form grounds for complaint. Please ensure that no sharp-edged and in particular heavy or rough objects such as stone vases are pulled across the surface of the glass, as glass is sensitive to scratching. You should also ensure that no hot or very cold objects are placed directly on glass table tops without suitable protection, as glass panels can quickly be damaged by fast changes in temperature.

### Cleaning glass

Plain glass panels can be cleaned using customary household or glass cleaning agents and then polished dry using a soft, lint-free cloth. Only ever clean matt or satinized glass panels using water with added spirit or washing up liquid. When using household or glass cleaning agents, stains can form on the surface!

#### **Note:**

Never attempt to sit or otherwise place your weight on table-top surfaces!

## 5.7 Metal

### **Chrome plated and other shiny metals:**

Chrome plated and other shiny metals are in widespread use in the furniture industry with metal components. Chrome plated surfaces are easy to maintain and relatively insensitive, but they are not rustproof.

### **Aluminium:**

himolla uses predominantly hand-ground aluminium legs. It is possible for metal inclusions and small shrinkage cavities to be visible at certain points. Like the graining encountered in real leather, these features are characteristic of the genuine material used and do not constitute grounds for a complaint. In some aluminium legs, depending on the specific model, a lacquer surface coating has been deliberately dispensed with to show off the natural gloss of the aluminium.

### **Stainless steel:**

Stainless steel has been treated with a variety of alloys (chrome, molybdenum and nickel) in order to improve its product characteristics. Stainless steel is protected against corrosion, alcohol, oils, salt and acids. Depending on the model, himolla uses both polished and ground stainless steel.

## Cleaning of metal

Metal surfaces should be cleaned using a damp cloth and standard commercially available washing up liquid. The cleaned surface should then be polished dry with a soft dry cloth. Please never use solvents or abrasives. Special cleaning agents are available to treat ground surfaces which render the surface slightly less sensitive to everyday marks such as fingerprints etc.

## Metal surfaces

The metal surfaces of our products, such as armrests, skids or base frames, are manually ground and polished.

For reasons of the material used, minor optical features such as striae, waves, fine grinding traces or spots may be visible in the metal surface depending on the incidence of light and position of the furniture. These are caused by the manual production technique and are typical features characteristic of the product. They have no effect on the use, practical benefits, functions or durability of the product and do not constitute grounds for complaint.

### **Note:**

Never attempt to sit or otherwise place your weight on table-top surfaces!

## 6. himolla guarantees

### 6.1 The himolla 5-year guarantee for upholstered furniture

Our upholstered furniture is subjected to the company's own exhaustive functional and material testing and production controls. This allows us to grant you a 5-year guarantee on all our upholstered furniture in excess of the statutory requirement. This guarantee declaration applies firstly to the frame and non-moving bearing parts, secondly to upholstery, sub-springing, and sprung interiors, and thirdly also to the majority of our cover materials (see point 7 of this instruction manual).

This guarantee is subject to use of the product in accordance with its intended purpose and to correct and regular care and maintenance in accordance with the information provided in this instruction manual.

For all functional components such as fittings, tension and gas compression springs, and for all electrical and electronic parts such as electric motors, transformers, switching power supply units, control systems and controllers, we provide a 2-year guarantee. For accessories and wearing parts, such as storage batteries, we provide a 12-month guarantee. A claim under the guarantee does not extend the guarantee period either in respect of the furniture nor the exchanged or repaired component.

The guarantee conditions for upholstery materials fabric and leather are provided under point [7. himolla guarantee covers](#) in this instruction manual. Any guarantee of the cover materials listed here is strictly subject to correct observance of our product care instructions. For all other cover materials, our liability is restricted to the statutory regulations.

- Only the first buyer shall be entitled to benefit from the 3-way 5-year himolla guarantee.
- The guarantee is non-transferable.
- The 3-way 5-year himolla guarantee does not apply to our products if used for commercial purposes (project business).

#### **Not covered by the guarantee:**

- Symptoms of natural wear and tear, normal ageing and soiling.
- Damage caused by moisture, excessive room heating, or other influences of temperature, light or weather.
- Damage caused by improper, incorrect treatment not in keeping with the intended purpose, or caused with intent.
- Discolouration caused due to contact with other textiles.
- Damage caused by pets.
- Damage caused due to transport, dropping the furniture or due to externally applied forces.
- We wish to expressly point out that different degrees of use of individual seat surfaces can result in permanent changes to seat hardness and appearance. Tangible differences in seat hardnesses are therefore possible (favourite seat). Any resulting permanent stretching of the cover materials within the customary tolerances therefore does not constitute grounds for complaint.
- We also wish to expressly point out that upholstered elements of different sizes and padding elements equipped with special functions may demonstrate different degrees of seat hardness for design reasons.



## **Guarantee conditions:**

The basis for making a claim under the terms of the himolla guarantee is the exclusive use of our upholstered furniture in general living areas. If the customer wishes to assert guarantee claims, the item forming the subject of complaint shall be made available for appraisal and for processing if necessary. The three-way 5-year himolla guarantee comes into effect on the day of delivery of the furniture ex works to the customer.

We undertake to remedy damage which can be shown to be due to production and/or material defects. We reserve the right to provide a remedy for justified complaints by repairing the defective upholstered furniture or replacing it by a new item of furniture at our discretion. The guarantee claim refers exclusively to the individual item of furniture or parts of it and not to the overall delivery, should this consist of several furniture items. In the event of a repair, this shall be performed in accordance with current production techniques.

Our furniture is deemed free of material defects if it is suitable for its customary application and if it demonstrates properties which are customary in similar items of furniture and which the buyer may reasonably expect given the nature of the item.

The three-way himolla 5-year guarantee shall not form the basis for any further reaching claims to subsequent fulfilment, reduction of the price or compensation for damages. Ancillary costs of any kind whatsoever are not met by us.

The three-way himolla 5-year guarantee naturally does not in any way affect the buyer's statutory rights.

The logo consists of the text "5 Jahre Garantie" in a bold, sans-serif font. The "5" is significantly larger than the other characters. The text is yellow and is enclosed within a thin yellow circular outline.The logo features the text "dreifache himolla 5-Jahres-Garantie" in a bold, sans-serif font. "dreifache" and "5-Jahres-Garantie" are in dark blue, while "himolla" is in yellow. The text is positioned below a thick yellow arch that spans the width of the text.

**On frames  
and stationary  
bearing  
components**

**On upholstery,  
sub-springing  
and sprung  
interior**

**On most cover  
fabrics and  
LongLife leather**

## 6.2 The himolla guarantee conditions for fabrics

Without prejudice to your statutory guarantee rights or contractual claims arising from the purchase agreement, himolla grants a 5-year guarantee on the material characteristics of selected cover fabrics in accordance with RAL-GZ 430 of the Deutsche Gütegemeinschaft Möbel e.V. This guarantee encompasses the statutory warranty of 2 years, applies only to new products / the initial buyer and is valid within the law applicable in the geographical limits specified on conclusion of contract. Any claim asserted outside of these limits may not be considered. Guarantee cover is subject to correct and proper use of the furniture! In the case of a justified complaint within 5 years of the date of purchase, faults which may be proven to be due to the upholstery material will be remedied by repair, reupholstering or replacement at the discretion of the manufacturer on the basis of our General Terms and Conditions. Any such remedy shall be subject to due observance of all information and notices provided in this instruction manual. A claim under the terms of the guarantee does not extend the guarantee period, either for furniture or for the exchanged or repaired component. The same conditions apply where a remedy is provided as a gesture of goodwill. Should the same cover material or the same colour no longer be available, a replacement of equivalent value from us shall be offered. The cover material guarantee does not constitute grounds for any further-reaching claims for subsequent fulfilment, reduction of the purchase price or compensation for damages. Ancillary costs of any kind whatsoever are not met by us. The guarantee claim must be submitted to the contractual partner along with the original purchase invoice, specifying the himolla order confirmation number, which is located on the first page of this instruction manual.



### **Exclusion ruling:**

The following are excluded from the 5-year guarantee:

- Phenomena typical of the product in question such as pilling, seat shine or shot effects. These are characteristic of the fabric and do not constitute a material defect.
- Natural wear and tear occurring with use.
- Damage caused by pets or damage due to usage not commensurate with the purpose of the product, involving heat, fire, moisture and fluids.
- Wear caused by excessive use of the furniture or use not commensurate with the intended purpose, such as commercial or non-private use.
- Intentional damage or damage caused by external influences, such as sharp or pointed objects.
- Soiling due to neglected or incorrect cleaning or maintenance.
- Soiling due to textile colour transfer from jeans or other non colourfast textiles.
- Damage due to unsuitable cleaning or repair attempts by persons not authorized by the manufacturer.
- Any damage caused through additional or subsequent finishes (such as impregnation).

### 6.3 The himolla guarantee conditions for Leather Longlife by himolla

Without prejudice to your statutory guarantee rights or contractual claims arising from the purchase agreement, himolla grants a 5-year guarantee on the durability and resistance properties of Longlife by himolla in accordance with the material characteristics of RAL-GZ 430 of the Deutsche Gütegemeinschaft Möbel e.V. This guarantee encompasses the statutory warranty of 2 years, applies only to new products / the initial buyer and is valid within the law applicable in the geographical limits specified on conclusion of contract. Any claim asserted outside of these limits may not be considered. Guarantee cover is subject to correct and proper use of the furniture! In the case of a justified complaint within 5 years of the date of purchase, faults which may be proven to be due to the cover material will be remedied on the basis of our General Terms and Conditions **by professional leather processing**, reupholstering or replacement at the discretion of the manufacturer. The fact that slight differences can occur in the colour and degree of gloss is unavoidable due to the ageing process. Any such remedy shall be subject to due observance of all information and notices provided in this instruction manual. A claim under the terms of the guarantee does not extend the guarantee period, either for furniture or for the exchanged or repaired component. The same conditions apply where a remedy is provided as a gesture of goodwill.

**After expiry of the statutory guarantee**, within the terms of the provided guarantee the proven defect will be remedied by professional leather processing experts. Should the customer not wish for this, we offer partial reupholstering or complete reupholstering with the customer contributing towards the reupholstering costs **to the tune of 50% in the third year, 60% in the fourth year and 70% in the fifth year of use.**

Should the same cover material or the same colour no longer be available, a replacement of equivalent value shall be offered. No guarantee of identical colour or leather type is issued. Colour tolerances must be accepted in the event of partial or complete reupholstering. The cover material guarantee does not constitute grounds for any further-reaching claims for subsequent fulfilment, reduction of the purchase price or compensation for damages. Ancillary costs of any kind whatsoever are not met by us. The guarantee claim must be submitted to the contractual partner along with the original purchase invoice, specifying the himolla order confirmation number, which is located on the first page of this instruction manual.

**Note:** When making a claim under the 5-year guarantee, the buyer is required to provide evidence that he/she has treated the Longlife by himolla upholstered furniture at least twice a year with suitable care products. We recommend using the original Multimaster care set. If the buyer is unable to provide evidence of at least two treatments per year using suitable care products, and if he/she justifies the claim based on the 5-year guarantee by stating that the cause of the reported damage is not related to failure to carry out due maintenance but due to reasons within the sphere of responsibility of the manufacturer, the onus is on the buyer to provide evidence that the damage in question is not due to failure to carry out due maintenance.

#### **Exclusion ruling:**

The following are excluded from the 5-year guarantee:

- Product characteristics typically occurring with use and colour changes to the natural product leather, which do not constitute a defect.
- Natural wear and tear occurring with use.
- Damage caused by pets or damage due to usage not commensurate with the purpose of the product, involving heat, fire, moisture and fluids.
- Wear caused by excessive use of the furniture or use not commensurate with the intended purpose, such as commercial or non-private use.
- Intentional damage or damage caused by external influences, such as sharp or pointed objects.
- Soiling due to neglected or incorrect cleaning or maintenance.
- Soiling due to textile colour transfer from jeans or other non colourfast textiles.
- Damage due to unsuitable cleaning or repair attempts by persons not authorized by the manufacturer.
- Changes to the surface which are caused through the use of unsuitable cleaning agents, subsequently applied impregnations, chemicals or medicines.

## 7. himolla guarantee covers

The following section is located on the inside cover.

Please refer to this section to find out the name of your cover material:

Cover designation	
SAMTAN08 AZUR	BELVETAR MAIS
NS: 100% Polyacrylic GS: 49% Polyester 28% Cotton 23% Viscose	88 % Polyester 12% Polyurethane
Information on material composition, upholstery fabric in accordance with the textile labelling act	<b>himolla</b>

Material composition of your cover material.

Explanation:

NS = "Face ply" (surface of the cover)

GS = "Base ply" (backing fabric of the cover material)

\* The material composition is only specified for guarantee fabrics, not for leather.

Name and colour of the cover material.  
Explanations of the abbreviations are on the next page.

Should you have purchased an item of upholstered furniture covered in two different materials, then these columns list the name and material composition of the second cover material.

### **IMPORTANT:**

If the cover you have chosen is a guaranteed fabric or leather "Longlife by himolla", you will find it on our website under the following link:

<https://www.himolla.com/service/materialkunde.html>

Under the name of your respective cover material, you will find additional material which will be helpful as regards care and maintenance possibilities. However, you should also observe the cleaning and care instructions under chapters 5.2 and 5.3 of this instruction manual without fail.

If you have not chosen a guarantee cover, your cover material will still require a certain degree of cleaning and maintenance. You should therefore also observe the cleaning and care instructions under chapters 5.2 and 5.3 of this instruction manual without fail.

## 8. Remediating faults

In the event of any occurring problems in functional sequences, the following steps may be attempted to remedy the problem:

### 8.1 Upholstered furniture with manual adjustment

#### **Functional fault:**

- Please check whether something could have been jammed into the mechanism of the functional fitting. If so, carefully remove it and check whether anything has become bent. If this is the case, please contact your contract partner.

### 8.2 Upholstered furniture with electrical adjustment

#### **Not working or incorrect function:**

- Check the connection to the mains (socket)
- If applicable check the plug fuse
- Disconnect the armchair from the mains and if applicable check the plug-in connections of the drive motors to the control under your armchair.
- If it is still not possible to execute a function after performing the above steps, disconnect the armchair from the mains for 15 minutes. Then restore the connection and check the function by pressing any optional button.

**Note:** There is an overload protector integrated in order to protect the processor in the variant Cumulus Vario 10“N”, in all massage recliners, all Senator recliners, all Cumuly recliners and all battery control systems. Overloading occurs when different factors interact (e.g. current fluctuations in the mains, electrostatic charges, number of simultaneously running motors etc.). The electronic system is switched off for the duration of the fault. The recliner can be adjusted again shortly afterwards.

### 8.3 Upholstered furniture with massage functions

Not working or incorrect function:

- Check the connection to the mains (socket).
- If applicable check the plug fuse.
- Disconnect the recliner from the mains for around 15 minutes and then restore the connection and carry out a function check by pressing any optional button.

**Note:** An overload protection is integrated in order to protect the control system processor. Overloading occurs when different factors interact (e.g. current fluctuations in the mains, electrostatic charges, number of simultaneously running motors etc.). The electronic system is switched off for the duration of the fault. The recliner can be adjusted shortly afterwards.

**Note:** If it still not be possible to operate your upholstered furniture after carrying out these steps, please inform the responsible furniture retailer.

## 9. Repairs

If your upholstered furniture should not be functioning correctly, please check whether you can remedy the problem on the basis of the instructions in Chapter 8. If it should still not be possible to operate your upholstered furniture after carrying out these steps, please inform the responsible furniture retailer.

Repairs and other changes can only be carried out by the himolla aftersales service. In the event of third-party repairs, no costs will be reimbursed.

**CAUTION:** Before carrying out any repair, always disconnect the mains plug.

### 9.1 Advice in case of complaints

If you have a complaint concerning your upholstered furniture, please carefully read the product information in this instruction manual and if you consider you have a justified complaint, proceed as follows:

- 1.) If you have any questions regarding your himolla product, contact your specialist dealer, presenting the instruction manual and purchase agreement. Your dealer can use these to obtain all the information necessary to answer your questions.
- 2.) If necessary, your dealer will carry out an initial inspection of the complaint.
- 3.) If necessary, your dealer will get in touch with himolla Polstermöbel GmbH and place a service order.
- 4.) The himolla aftersales service will then decide whether your furniture can be checked and repaired on site by the himolla aftersales service.
- 5.) It may be necessary for the furniture to be repaired in the manufacturer's factory. In this case, your dealer must collect the furniture from your address. For the repair period, no entitlement exists to the provision of upholstered furniture on loan.

## 10. Disposal

himolla upholstered furniture is designed to be used over a period of many years. As we all have a duty to protect the environment, we would ask you to ensure that your furniture is sent for correct disposal at the end of its useful life.

Special waste (such as storage batteries, controllers, electronic parts) should be sent to the provided collection systems (please enquire with your local authority). The packaging material used to deliver the furniture is also reusable. Please have it taken away by the carrier, or ensure proper type-separated disposal of materials by your local recycling service.

No claims may be derived on the basis of the information, illustrations and descriptions provided in this instruction manual.

Any reproduction or translation of any part of these instructions is prohibited excepting with the express written consent of himolla Polstermöbel GmbH. himolla Polstermöbel GmbH expressly retains all copyright.

Subject to changes. © Version 0.2  
himolla Polstermöbel GmbH

himolla Polstermöbel GmbH  
Landshuter Str. 38  
84416 Taufkirchen/Vils

[www.himolla.com](http://www.himolla.com) • [info@himolla.com](mailto:info@himolla.com)

**himolla**

himolla Polstermöbel GmbH • Landshuter Str. 38 • 84416 Taufkirchen/Vils  
Internet: [www.himolla.com](http://www.himolla.com)